

ISLAMI COMMERCIAL INSURANCE PLC


Statement of Financial Position (Un-audited)

As at March 31, 2025


Particulars	Notes	Amount in Taka	
		31st March, 2025	31st December, 2024
EQUITY AND LIABILITIES:			
Share Capital			
Authorized Capital :			
10,00,00,000 Ordinary Shares of Taka 10 each	4.01	<u>1,00,00,00,000</u>	<u>1,00,00,00,000</u>
Issued, Subscribed and paid up Capital			
5,06,52,766 Ordinary Shares of Taka 10 each	4.02	50,65,27,660	50,65,27,660
Reserve or Contingency Account			
Reserve for Exceptional Losses	5.01	16,80,49,754	16,70,49,754
Profit & Loss Appropriation Account		6,24,45,501	5,23,68,081
Revaluation Reserve	5.02	10,51,73,710	10,56,04,768
Reserve for Investment Fluctuation Fund		4,16,72,705	4,16,72,705
Total Shareholders' Equity		<u>88,38,69,330</u>	<u>87,32,22,968</u>
Balance of Funds & Accounts:			
Fire Insurance Business	8.01	19,65,01,056	18,47,86,328
Marine (Cargo) Insurance Business		5,48,38,183	4,90,79,007
Marine (Hull) Insurance Business		10,20,29,259	9,25,17,326
Motor Insurance Business		88,65,093	99,33,053
Miscellaneous Insurance Business		1,58,28,338	1,68,57,359
		1,49,40,183	1,63,99,583
Liabilities and Provisions		<u>45,05,46,593</u>	<u>45,09,25,803</u>
Estimated Liabilities in respect of Outstanding Claims whether due or intimated		4,58,56,545	4,72,85,584
Amount Due to Other Persons or Bodies Carrying on Insurance Business		17,18,51,516	17,37,58,456
Deposit Premium	8.02	3,07,18,688	3,23,75,660
Sundry Creditors		1,00,58,911	1,00,57,583
Provision for Taxation		19,12,42,146	18,66,20,003
Deferred Tax Liabilities		(2,50,793)	(2,41,635)
Unclaimed Dividend Account	18.00	10,69,580	10,70,152
Total Shareholder's' Equity and Liabilities		<u>1,53,09,16,979</u>	<u>1,50,89,35,099</u>


Vice President & CFO(CC)


Company Secretary


Chief Executive Officer


Director



Chairman

ISLAMI COMMERCIAL INSURANCE PLC

Statement of Financial Position (Un-audited)

As at March 31, 2025


Particulars	Notes	Amount in Taka	
		31st March, 2025	31st December, 2024
PROPERTY AND ASSETS			
Non-Current Assets		48,45,53,784	48,47,63,864
Fixed Assets		15,22,11,757	15,07,65,955
Investment-At cost (BGTB)		6,70,70,000	7,00,00,000
Investment in Share		26,52,72,027	26,39,97,909
Current Assets		57,94,11,863	55,86,75,915
Accrued Interest		4,28,31,300	4,10,23,627
Amount due from other persons or bodies carrying on insurance business		32,52,07,459	31,38,32,033
Sundry Debtors		21,13,73,104	20,38,20,255
Stamps in Hand		51,785	1,07,811
Printing & Stationary in Hand		10,31,678	10,29,013
Cash and Cash Equivalent:		46,58,67,869	46,43,58,496
Fixed Deposit Account		39,13,50,000	41,44,11,161
STD & Current Account		6,80,20,712	4,27,01,825
Cash With Bo Accounts & CDBL		15,67,999	27,57,336
Cash in Hand		49,29,158	44,88,174
Total Property and Assets		1,53,09,16,979	1,50,89,35,099
Net Assets Value (NAV) per share	8.00	17.45	17.24


Vice President & CFO(CC)


Company Secretary


Chief Executive Officer


Director


Chairman

ISLAMI COMMERCIAL INSURANCE PLC
Statement of Profit or Loss and Other Comprehensive Income (Un-audited)
For the 1st quarter ended 31st March 2025

PARTICULARS	Notes	Amount in Taka	
		31st March, 2025	31st March, 2024
Operating profit/(loss) transferred from:		11,36,022	1,02,94,663
Fire Revenue Account		(85,48,043)	(62,05,150)
Marine Cargo Revenue Account		60,80,348	54,59,189
Marine Hull Revenue Account		1,23,605	17,67,792
Motor Revenue Account		12,29,516	33,93,936
Miscellaneous Revenue Account		22,50,596	58,78,896
Non-operating income			
Interest Dividend & Rent :			
Interest Income		1,93,97,320	1,56,17,697
Cash Dividend on Share		6,88,281	13,65,262
Other Income		25,381	1,39,146
Capital Gain/(Loss)		25,381	1,39,146
Miscellaneous-Co-Insurance Service Charge		-	-
Total Income		2,12,47,004	2,74,16,768
Less: Management Expenses		55,56,599	35,14,651
Director's Fee		17,600	55,000
Audit Fee		3,85,150	96,000
Legal expenses		22,500	50,000
Advertisement		40,400	1,78,045
Consultancy Fee		-	10,000
Donation & Subscription		19,100	5,28,500
Registration and Renewals		20,22,377	1,08,864
Annual General Meeting		92,469	38,904
IPO Expense		6,62,528	5,09,528
Paid to IDRA & UMP Charge		7,90,945	76,600
Depreciation (Sch-A)		15,03,530	18,63,210
Net Profit/(Loss) before tax		1,56,90,405	2,39,02,117
		46,12,985	78,79,830
Current Tax		46,12,985	78,79,830
Deferred Tax		(9,158)	(7,965)
Profit after tax		1,10,77,420	1,60,22,287
		2,12,47,004	2,74,16,767

Earning Per Share(share Tk. 10 each)

11.00


0.22


0.32


Vice President & CFO(CC)


Company Secretary


Chief Executive Officer


Director


Chairman


ISLAMI COMMERCIAL INSURANCE PLC
Statement of Profit or Loss Appropriation Account (Un-audited)
For the 1st quarter ended 31st March 2025


PARTICULARS	Notes	Amount in Taka	
		31st March, 2025	31st March, 2024
Balance brought forward from previous year		5,23,68,081	5,13,79,103
Net profit for the year brought down		1,56,90,405	2,39,02,117
Deferred Tax Income		9,158	7,965
Brought down from Reserve for Investment Fluctuation Fund		-	-
		6,80,67,644	7,52,89,185
Reserve for Exceptional Loss		10,00,000	10,00,000
Provision for Income Tax		46,22,143	78,87,795
Stock Dividend		-	-
Cash Dividend Paid		-	-
Income Tax paid previous years		-	-
Reserve for Investment Fluctuation Fund		-	2,07,15,914
Balance Transferred to Balance Sheet		6,24,45,501	4,56,85,476
Total		6,80,67,644	7,52,89,185


Vice President & CFO(CC)


Company Secretary


Chief Executive Officer


Director



Chairman

ISLAMI COMMERCIAL INSURANCE PLC
CONSOLIDATED REVENUE ACCOUNT (Un-audited)
For the 1st quarter ended 31st March 2025


PARTICULARS	Fire	Marine Cargo	Marine Hull	Motor	Misc.	Janu to March-2025	Janu to March-2024
Claims under policies less Re-insurance :							
Paid During the year	25,17,273	18,05,418	59,730	45,52,252	1,75,999	91,10,672	4,17,26,586
Add : Total estimated liability in respect of outstanding claims at the end of the year whether due or intimated	1,39,78,250	1,18,30,406	34,58,503	1,29,33,086	36,56,300	4,58,56,545	5,97,62,786
	1,64,95,523	1,36,35,824	35,18,233	1,74,85,338	38,32,299	5,49,67,217	10,14,89,372
Less : Outstanding claims at end of the previous year	1,31,27,009	1,17,70,375	28,58,503	1,58,73,397	36,56,300	4,72,85,584	8,48,99,279
Claims for the period	33,68,514	18,65,449	6,59,730	16,11,941	1,75,999	76,81,633	1,65,90,093
Agent Commission	86,07,460	1,51,92,317	10,39,855	9,60,865	17,13,359	2,75,13,856	1,71,20,374
Expenses of Management	4,71,76,228	6,83,97,118	16,89,259	52,39,720	82,87,135	13,07,89,460	7,61,01,971
Stamp Duty	1,80,500	-	-	28,300	7,650	2,16,450	2,42,550
Profit /(Loss) transferred to Profit & Loss Account	(85,48,043)	60,80,348	1,23,605	12,29,516	22,50,596	11,36,022	1,02,94,663
Reserve for Unexpired Risk	2,10,28,928	3,96,41,264	24,15,303	31,85,319	36,40,496	6,99,11,310	5,25,58,176
Total	7,18,13,587	13,11,76,496	59,27,752	1,22,55,661	1,60,75,235	23,72,48,731	17,29,07,827
Balance of account at the beginning of the year :							
Reserve for Unexpired Risks	1,52,69,752	3,01,29,331	34,83,263	42,14,340	50,99,896	5,81,96,582	4,37,21,482
Premium Less Re-insurance	5,25,72,319	9,91,03,159	24,15,303	79,63,297	91,01,239	17,11,55,317	12,25,16,027
Commission on Re-insurance ceded	39,71,516	19,44,006	29,186	78,024	18,74,100	78,96,832	66,70,318
Total	7,18,13,587	13,11,76,496	59,27,752	1,22,55,661	1,60,75,235	23,72,48,731	17,29,07,827


Vice President & CFO(CC)


Company Secretary


Chief Executive Officer


Director


Chairman

ISLAMI COMMERCIAL INSURANCE PLC

Statement of Changes in Equity (Un-audited) As at March 31, 2025

Amount in Taka

Particulars	Share Capital	Proposed Stock Dividend	Reserve for Exceptional Loss	Revaluation Reserve	Reserve for Investment Fluctuation Fund	Retained Earnings	Total
Balance as on 1st January, 2025	50,65,27,660	-	16,70,49,754	10,56,04,768	4,16,72,705	5,23,68,081	87,32,22,968
Addition during the period	-	-	10,00,000	(4,31,058)	-	1,00,77,420	1,06,46,362
Prior Year Adjustment (Tax paid on the basis of the Previous year's assessments)							
Cash Dividend							
Stock Dividend							
Total as at 31st March, 2025	50,65,27,660	-	16,80,49,754	10,51,73,710	4,16,72,705	6,24,45,501	88,38,69,330
Balance as on 1st January, 2024	50,65,27,660	-	16,20,49,754	10,56,04,768	4,16,72,705	5,13,79,103	86,72,33,990
Addition during the period	-		10,00,000		2,07,15,914	(56,93,627)	1,60,22,287
Prior Year Adjustment (Tax paid on the basis of the Previous year's assessments)							
Cash Dividend							
Total as at 31st March, 2024	50,65,27,660	-	16,30,49,754	10,56,04,768	6,23,88,619	4,56,85,476	88,32,56,277

The annexed notes 1 to 18 form an integral part of these financial statements.


Vice President & CFO(CC)


Company Secretary


Chief Executive Officer


Director


Chairman


ISLAMI COMMERCIAL INSURANCE PLC
HEAD OFFICE
CASH FLOW STATEMENT (Un-audited)
For the 1st quarter ended 31st March 2025

PARTICULARS	Note	Balance As At 31st March, 2025	Balance As At 31st March, 2024
Cash Flow from Operating Activities			
Collection From Premium & Other income		18,38,26,864	11,82,56,820
Payment for management expenses, Re-insurance, Claim & Commission		(17,45,30,202)	(14,57,37,824)
Cash Generated from Operations		92,96,662	(2,74,81,004)
Income Tax Paid & Deducted at Source		(53,99,681)	(36,08,177)
Net Cash Generated from Operating Activities		38,96,981	(3,10,89,181)
Cash Flow from Investing Activities			
Investment in Bonds / Shares		16,55,882	29,14,099
Acquisition of Property, Plant & Equipments etc.		(33,80,390)	(3,80,710)
Security Deposit & Advances			
Disposal of Property, Plant and Equipments			
Net Cash used in Investing Activities		(17,24,508)	25,33,389
Cash Flow from Financing Activities			
Dividend Paid		(572)	(1,636)
Increase/Decrease in Quard from Bank			
Loan paid against Lien of FDR			
IPO Expenses		(6,62,528)	(5,09,528)
Net Cash Generated/ (Used) in Financing Activities		(6,63,100)	(5,11,164)
Net Increase in Cash and Bank Balances		15,09,373	(2,90,66,956)
Cash and Bank Balances at Beginning of The Year		46,43,58,496	52,15,99,672
Cash and Bank Balances at End of The Period		46,58,67,869	49,25,32,716

Net Operating Cash Flow Per Share (NOCFPS)

0.08


(0.61)


Vice President & CFO(CC)


Company Secretary


Chief Executive Officer


Director


Chairman

Net Assets Value per Share As at 31-03-2025

The price of the common stock of Islami Commercial Insurance PLC. Has been determined on the basis of net assets value, the break up of which is given below:

Particulars	Amount (Tk.)
A. ASSETS:	
Investment in Bangladesh Govt. Treasury Bond (BGTB) - at cost	6,70,70,000.00
Investment in Shares - at cost	26,52,72,027.00
Interest Accrued But Not Due	4,28,31,300.00
Amount Due From Other Persons or Bodies Carrying on Insurance Business	32,52,07,459.00
Sundry Debtors (Including Advances, Deposits & Prepayments)	21,13,73,104.00
Cash in Hand and at Banks	46,58,67,869.00
Printing & Stationeries and Stamp in Hand	10,83,463.00
Fixed Assets and Others Accounts	15,22,11,757.00
Total	1,53,09,16,979.00
B. LIABILITIES:	
Balance of Funds and Accounts	19,65,01,056.00
Estimated Liabilities in Respect of Outstanding Claims Whether Due or Intimated	4,58,56,545.00
Sundry Creditors (Including Provision for Expenses and Taxes)	1,00,58,911.00
Provision for Taxation	19,12,42,146.00
Deferred Tax Liabilities	(2,50,793.00)
Amount Due to Other Persons or Bodies Carrying on Insurance Business	17,18,51,516.00
Premium Deposit	3,07,18,688.00
Unclaimed Dividend Account	10,69,580.00
Total	64,70,47,649.00
Net Assets (A-B)	88,38,69,330.00
No. Of Shares	5,06,52,766
Intrinsic Value / Net Assets Value per Share	17.45

We have examined the above calculation of net Assets Value (NAV) of the Company which appears to be correct.



ISLAMI COMMERCIAL INSURANCE PLC

Some Selected Explanatory Notes to the Financial Statements (Un-audited) 1st Quarter (Q1) ended March 31, 2025

1.00 Legal Form of the Company:

Islami Commercial Insurance PLC was incorporated as a Public Limited Company in Bangladesh on October 18, 1999 under the Companies Act. 1994 with a view to run all types of insurance business except life as per Insurance Act.1938 (present 2010) and obtained the Certificate of Commencement of business from the Registrar of Joint Stock Companies and Firms, Bangladesh with effect from the same date. The Registration Certificate for carrying on Insurance business from the Chief Controller of insurance was obtained with effect from October 18, 1999.

2.00 Basis of Preparation:

Quarterly Condensed Financial Statements (Unaudited) as per BSEC Circular No-BSEC/CMRRCD/ 2006-158/208/Admin/91, 20 June 2018 and International Accounting Standard (IAS)-34 "Interim Financial Reporting" adopted as applicable law.

3.00 Significant Accounting Policies and Methods of Computation:

Accounting policies and methods of computation followed in preparing this Quarterly Financial Statement are consistent with those used in the Annual Financial Statement prepared and published for the period ending March, 2025

4.00 Share Capital:

4.01 Authorized Capital:

10,00,00,000 ordinary Shares of Taka 10 Each

4.02 Issued, Subscribed and Paid -Up Capital:

5,06,52,766 Ordinary Share of Taka 10 each

5.00 RESERVE AND CONTINGENCY ACCOUNTS:

Break up of the above amount is as under:

Particulars

Reserve for Exceptional Losses
Profit & Loss Appropriation Account (Retained Earnings)
Revaluation Reserve
Reserve for Investment Fluctuation Fund
Total

Amount (In Taka)	
31.03.2025	31.12.2024
1,00,00,00,000	1,00,00,00,000
50,65,27,660	50,65,27,660

37,73,41,670	36,66,95,308
--------------	--------------

Amount (In Taka)	
31.03.2025	31.12.2024

16,80,49,754	16,70,49,754
6,24,45,501	5,23,68,081
10,51,73,710	10,56,04,768
4,16,72,705	4,16,72,705
37,73,41,670	36,66,95,308

5.01 Reserve for Exceptional Losses:

These amount has been set aside from net profit with a view to meeting up unexpected loss that may be raised in future as per Income Tax Ordinance 2023. Current rate of the reserve is 10.00% of its net premium.
Break up of the above amount is as under:

Opening Balance
Add: Reserve during the period
Closing Balance

Amount (In Taka)	
31.03.2025	31.12.2024
16,70,49,754	16,20,49,754
10,00,000	50,00,000
16,80,49,754	16,70,49,754

5.02 Revaluation Reserve:

Opening Balance
Adjust/Provision made for the period
Closing Balance

10,56,04,768	10,56,04,768
(4,31,058)	-
10,51,73,710	10,56,04,768

6.00 Premium Less Re-Insurance (Classwise):

Class	31.03.2025	31.03.2024
Fire	5,25,72,319	4,83,95,068
Marine Cargo	9,91,03,159	5,09,98,278
Marine Hull	24,15,303	59,19,610
Motor	79,63,297	84,42,803
Miscellaneous	91,01,239	87,60,268
Total	17,11,55,317	12,25,16,027

7.00 Net Claims (Classwise):

Fire	25,17,273	3,29,29,935
Marine Cargo	18,05,418	9,22,595
Marine Hull	59,730	65,68,140
Motor	45,52,252	13,05,689
Miscellaneous	1,75,999	227
Total	91,10,672	4,17,26,586



8.00 Net Asset Value (NAV) per share:

A. Assets:

Investment At Cost (BGTB)
Investment In Share
Interest accrued but not due
Amount Due From Other Person or Bodies Carrying on Insurance Business
Sundry Debtors (Including Advances, Deposits & Payments)
Cash in Hand and at Banks
Printing & Statinary and Stamp in hand
Fixed Assets and Others Accounts

Total

B. Liabilities:

Balance of Funds and Accounts
Estimated Liabilities in Respect of Outstanding Claims
Sunday Creditors
Provision for Taxation
Deferred Tax
Amount due to other persons or bodies carrying on Insurance Business
Deposit Premium
Unclaimed Dividend Account

Total

Net Assets Value (A-B)

No. of Shares

Net Assets Value Per Share

Amount (In Taka)	
31.03.2025	31.12.2024
6,70,70,000	7,00,00,000
26,52,72,027	26,39,97,909
4,28,31,300	4,10,23,627
32,52,07,459	31,38,32,033
21,13,73,104	20,38,20,255
46,58,67,869	46,43,58,496
10,83,463	11,36,824
15,22,11,757	15,07,65,955
1,53,09,16,979	1,50,89,35,099

19,65,01,056	18,47,86,328
4,58,56,545	4,72,85,584
1,00,58,911	1,00,57,583
19,12,42,146	18,66,20,003
(2,50,793)	(2,41,635)
17,18,51,516	17,37,58,456
3,07,18,688	3,23,75,660
10,69,580	10,70,152
64,70,47,649	63,57,12,131

88,38,69,330	87,32,22,968
---------------------	---------------------

5,06,52,766	5,06,52,766
-------------	-------------

17.45	17.24
--------------	--------------

8.01 Balance of Fund:

Balance of Fund and Accounts Consists as Follows:

Fire Insurance Business
Marine (Cargo) Insurance Business
Marine (Hull) Insurance Business
Motor Insurance Business
Miscellaneous Insurance Business

Total

31.03.2025	31.12.2024
5,48,38,183	4,90,79,007
10,20,29,259	9,25,17,326
88,65,093	99,33,053
1,58,28,338	1,68,57,359
1,49,40,183	1,63,99,583
19,65,01,056	18,47,86,328

8.02 Deposit Premium: Tk. 3,07,18,688

The above balance represents the amount of premium received against cover notes for which policies were not issued within 31st March, 2025.

	31.03.2025	31.12.2024
Marine Cargo	3,07,18,688	3,23,75,660
Total Deposit Premium	3,07,18,688	3,23,75,660

09.00 Provision for Taxation :

Details are as follows:

Opening Balance
Add: Addition during the year
Closing balance

31.03.2025	31.12.2024
19,12,42,146	18,66,20,003

Amount (In Taka)	
31.03.2025	31.12.2024
18,66,20,003	15,74,20,509
46,22,143	2,91,99,494
19,12,42,146	18,66,20,003

10.00 (a) Deferred Tax Liability :

Details are as follows:

Carrying amount of Depreciable Fixed Assets
Less : Tax Base[(IAS-12(7))
Deductible Temporary Difference
Effective Tax Rate
Deferred Tax Liability [IAS-12(44)]

(b) Deferred Tax Expense/(Income)

Closing Deferred Tax Liability
Opening Deferred Tax Liability
Deferred Tax Expense/(Income) for the year

(2,50,793)	(2,41,635)
------------	------------

Amount (In Taka)	
31.03.2025	31.12.2024
15,22,11,757	15,07,65,955
15,28,80,540	15,14,10,314
(6,68,783)	(6,44,359)
37.50%	37.50%
(2,50,793)	(2,41,635)

(9,158)	(30,147)
(2,41,635)	(2,11,488)
(2,50,793)	(2,41,635)

Deferred tax assets and liability have been recognized and measured in accordance with the provision of IAS 12 " Income Taxes"



11.00 EARNING PER SHARE (EPS)

Basic EPS is calculated by dividing the profit or loss attributable to ordinary shareholders of the Company by the number of ordinary shares outstanding during the period.

	31.03.2025	31.03.2024
Net Profit before Tax	1,56,90,405	2,39,02,117
Less: Provision for Income Tax	(46,22,143)	(78,87,795)
Income Tax paid previous year	-	-
Deferred Tax Income	9,158	7,965
Net Profit after Taxation attributable to ordinary shareholders	1,10,77,420	1,60,22,287
Number of ordinary shares outstanding during the year	5,06,52,766	5,06,52,766
Earning Per Share(BASIC EPS)	Tk.0.22	Tk.0.32
1st Quarter 2025 EPS=	<div> <div>Earning attributable to ordinary shareholders</div> <div>Number of ordinary shares outstanding during the period</div> <div>0.22</div> </div>	
1st Quarter 2024 EPS=	<div> <div>Earning attributable to ordinary shareholders</div> <div>Number of ordinary shares outstanding during the period</div> <div>0.32</div> </div>	

12.00 Provision for Unexpired Risks:

Before arriving at the surplus of each of business necessary provision for un-expired risk have been created at the rate 40% on all business except on Marine Hull Business for which the provision has been made @100% of net premium for the 1st quarter ended on 31st March, 2025 as per Insurance Act.

13.00 Transaction With Related Parties:

Details transactions with related parties and balances with them as on 31 March, 2025 were as follows:

Name of the related Parties	Relationship Nature	Nature of Transaction	Premium Earned	Claim Paid
Kohinoor Chemical Co. (BD) Ltd.	Common Director	Insurance	41,14,419	-
Reedisha Spinning Ltd.	Common Director	Insurance	10,87,740	-
Reedisha Knitex Ltd.	Common Director	Insurance	78,34,914	-
Reedisha Tex-Stripe Ltd.	Common Director	Insurance	45,556	-
Dubai Bangla Cement Mills Ltd.	Common Director	Insurance	10,36,564	-
Dubai Bangla Bag Factory Ltd.	Common Director	Insurance	76,099	-
Reedisha Blended Yarn Ltd.	Common Director	Insurance	8,19,759	-

14.00 Reconciliation Statement of Net Profit with Cash Flows from Operating Activities:

Particulars	Amount (In Taka)
Profit Before Tax	1,56,90,405
Add: Increase in Capital	
Add: Non Cash Expenses (Depreciation)	15,03,530
Add: Non Operating Expenses (Depreciation)	6,62,528
Less: Increase in Current Assets	(1,52,82,906)
Add: Increase in Current Liabilities (Premium Deposit, O/S Claims, Unexpired Risk Reserve etc)	67,23,105
Less: Decrease in Current Liabilities (Sundry Creditors)	
Less: Income Tax paid	(53,99,681)
Cash Flow from Operating Activities	38,96,981
Net Cash Flow From Operating Activities	38,96,981
Number of Outstanding Share	5,06,52,766
Net Operating Cash Flow Per Share	0.08

15.00 Reconciliation Statement of the Collection from Premium and Other Income:

Particulars	Amount (In Taka)
Gross Premium	22,51,64,215
Less: Ceded Premium	5,40,08,898
Net Premium Income	17,11,55,317
Add: Commission on Re-Insurance Ceded	78,96,832
	17,90,52,149
Add: Interest Income	1,93,97,320
Cash Dividend	6,88,281
Capital Gain	25,381
Add: Accrued Interest at Opening	4,10,23,627
	24,01,86,758
Less: Accrued Interest at Closing	4,28,31,300
	19,73,55,458



Add: Opening Amount due from other persons carrying on Insurance Business	31,38,32,033
	51,11,87,491
Less: Closing Amount due from other person carrying on insurance Business	32,52,07,459
	18,59,80,032
Add: Realised from Advance Office Rent	3,00,867
Add: Realised from Advance to Employee	9,76,600
	18,72,57,499
Less: Advance to Employee	25,68,000
Less: Advance Office Rent	8,28,000
Less: BGTB Premium	34,635
Cash Receipts from customers and others	18,38,26,864

16.00 Events after The Reporting Period:

The Board of Directors in its meeting held on May 14, 2025, approved the financial statements for the period 2025 and also authorised the same for issue.

16.01 Other Significant Events:

No other significant event occurred after the reporting period, except those mentioned above, which has material affect and disclosure in these financial statements

17.00 Foreign Currency Transactions:

No transaction incurred in foreign currencies for the period ended.

18.00 Unclaimed Dividend Account :

The break-up of the above is as under:

- 18.01** Opening Balance of Unclaimed Dividend-2022
Less: Paid during the period-2025
Balance of Unclaimed Dividend -2022

- 18.02** Opening Balance of Unclaimed Dividend-2023
Less: Paid during the period-2025
Balance of Unclaimed Dividend -2023

Detailed lists of the above are furnished on the company's website at www.iciclbld.com.

Amount (In Taka)	
31.03.2025	31.12.2024
10,69,580	10,70,152
3,88,458	3,90,815
(35.70)	(2,357)
3,88,422	3,88,458
6,81,694	5,06,52,766
(536.30)	(4,99,71,072)
6,81,158	6,81,694

